



**Single
Resolution Board**

Additional Guidance – 2021 ex-ante data reporting form

October 2020

2021 Data Reporting Form

The following slides **complement** the definitions and guidance included in the Ex-ante Contributions Reporting Form (hereafter Data Reporting Form) developed for 2021 *ex-ante* contributions to the Single Resolution Fund, by providing:

- **Key messages and functionalities** by main building blocks in the Data Reporting Form
- **Illustrations**, especially for specific topics
- **Main differences**, versus the 2020 data reporting form
 - Inclusion of a new data point for Small and Risky institutions: 2B1;
 - Ancillary wording improvements.

NOTE: Definitions and guidance included in the Data Reporting Form prevail to the information provided in the slides.

2021 Data Reporting Form

Overview of the key functionalities in the Data Reporting Form

- The 'Read me' tab provides general instructions for completing the Data Reporting Form;
- The Data Reporting Form identifies small institutions that qualify for the lump sum approach, mortgage institutions and special investment firms. These institutions provide only a limited amount of data unless they are considered risky (according to the article 10.8 of the Commission Delegated Regulation (EU) 2015/63 ("DR 2015/63") or opt for an alternative calculation)

STOP here, no more information is needed from the institution

If the value of '2B2' is 'Yes' then no more information is needed from the institution (the resolution authority after assessment of the risk profile could ask for additional information). However, if the institution selects 'Yes' in 2B3, it must fill in the rest of the tab 2 and the tab 3 (Deductions, when applicable).

- Tab 5 provides definitions and guidance for each data point to be reported;
- Tab 6 automatically consolidates all data reported by the institution with:
 - Automatic completeness checks (relevant to the institution);
 - Automatic consistency checks (relevant to the institution).
- Shows intermediary steps (automatically generated fields):



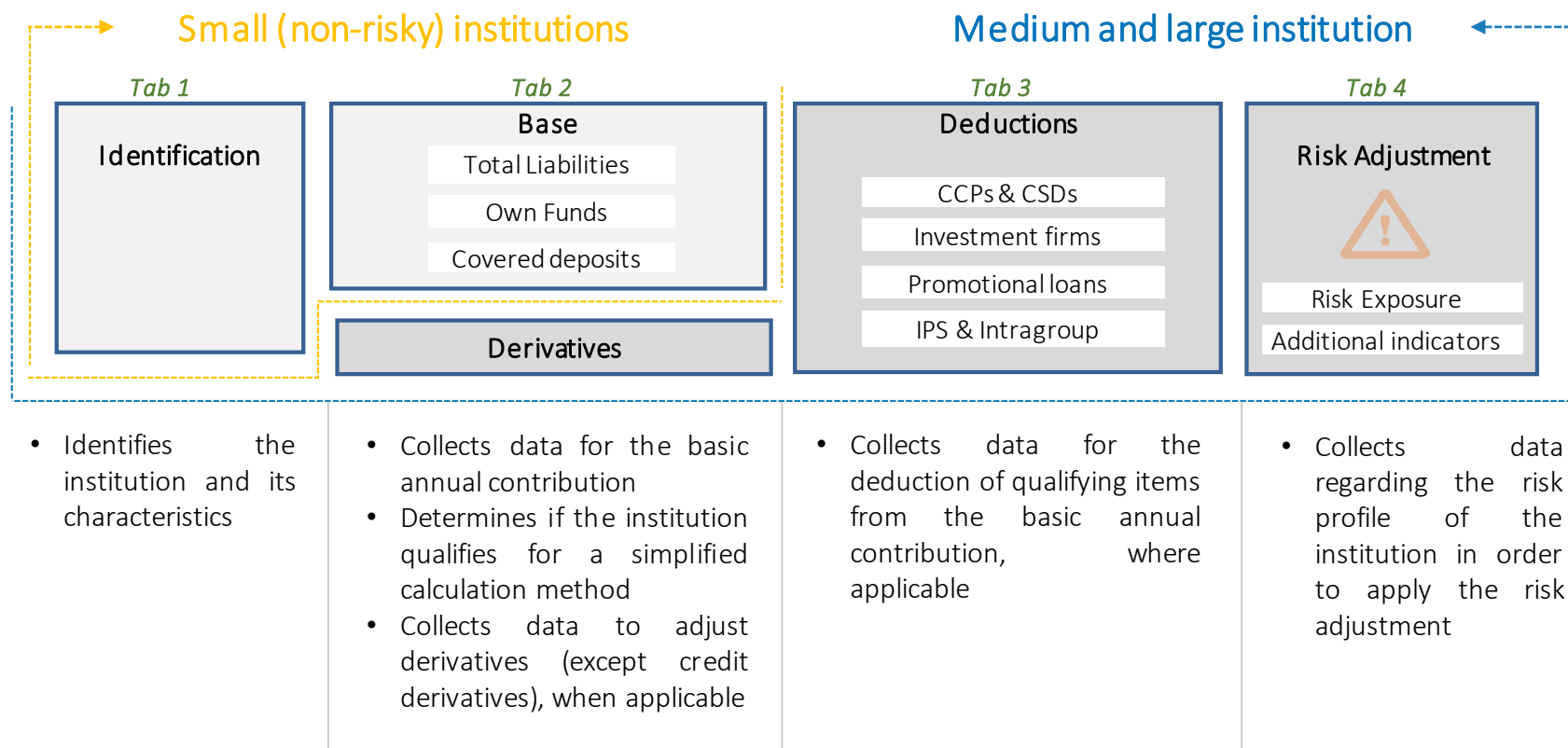
Field filled in by the institution



Field automatically generated in the reporting form

2021 Data Reporting Form

Overview of the building blocks in the Data Reporting Form



2021 Data Reporting Form

Tab 1: General information

A. Identification of an institution		Explanation
1A1	Name of the institution	Full registration name of the institution
1A2	Address of the institution	
1A3	Postal code of the institution	
1A4	City of the institution	
1A5	Country of registration of the institution	ISO code
1A6	RIAD code of the institution (<u>for credit institutions only</u>) or SRB identifier (<u>where a RIAD code is not available</u>)	SRB identifier (for investment firms that do not have RIAD code): national identifier code with 2 letter country ISO code in front.
1A7	LEI code of the institution	Legal Entity Identifier
1A8	National identifier code of the institution	As advised by the National Resolution Authority
B. Contact person for this reporting form		Explanation
1B1	First name of the contact person	
1B2	Family name of the contact person	
1B3	Email address of the contact person	
1B4	Alternative e-mail address	Generic/Functional mailbox
1B5	Phone number	International format (+XX AAAA BBBB)

Some **validation Rules** (tab 6) linked to these fields:

- ✓ All fields must be filled
- ✓ The first two letters of the RIAD code / SRB identifier must match the two-letter ISO code of the country of registration
- ✓ Format should be respected
- ✓ LEI code should be filled in with 20 alphanumeric characters
- ✓ Data privacy statement is available on SRB website

2021 Data Reporting Form

Tab 1: General information

C. Identification of possible specificities for the calculation of the individual annual contribution		Explanation
1C1	If the institution is a credit institution	→ Potential deduction of covered deposits
1C2	If the institution is a central body	→ All the data to be reported on a consolidated basis
1C3/ 1C4	If the institution is a member of a qualifying ' Institutional Protection Scheme ' (IPS)	→ Potential deduction of qualifying IPS liabilities
1C5	If the institution is a central counterparty (CCP)	→ Potential deduction of qualifying clearing liabilities
1C6	If the institution is a central securities depository (CSD)	→ Potential deduction of qualifying CSD liabilities
1C7	If the institution is an investment firm	→ Potential deduction of qualifying liabilities that arise by virtue of holding client assets or client money
1C8	If the institution is an investment firm authorized to carry out only limited services and activities	→ Qualification for a specific calculation method
1C9	If the institution operates promotional loans	→ Potential deduction of qualifying liabilities related to promotional loans
1C10	If the institution is a mortgage credit institution financed by covered bonds	→ Qualification for a specific calculation method
D. Newly supervised institutions and mergers		Explanation
1D1	Start date of supervision (only if it is in the course of 2020)	→ Institution should approach the NRA. Institution will have to pay a partial contribution for full months supervised in 2020
1D2	If the institution merged with another institution after the reference date (see 1E1)	→ Institution should approach the NRA
E. Reference date for the reporting form		Explanation
1E1	Reference date for the present reporting form	→ Balance sheet date of the latest approved annual financial statements which are available before 31 December 2020

Some **validation Rules** (tab 6) linked to these fields:

- ✓ All fields must be filled
- ✓ A credit institution ('1C1') cannot be an investment firm ('1C7') at the same time and vice versa
- ✓ Cross checks between characteristics in 1C4 to 1C9 and deductions in tab 3
- ✓ Format should be respected
- ✓ A central body must report at consolidate level

2021 Data Reporting Form

Tab 2: Basic annual contributions (BAC) (1/2)

A. BAC before adjustment of liabilities arising from derivative contracts (excluding credit derivatives)		Explanation
2A1	Total liabilities	Total balance sheet (sum of liabilities and equity items) at the reference date and as reported in the annual financial statements of the institution
2A2	Own funds	Sum of Tier 1 and Tier 2 capital (EU COREP, Annex I, Template n.1, C 01.00, row 010)
2A3	Covered deposits	Quarterly average of the reference year . The reference year has to refer to the reporting year of the institution

Some **validation Rules** (tab 6) linked to Tab 2 fields:

- ✓ All fields must be filled
- ✓ Total Liabilities ('2A1') - Own Funds ('2A2') - Covered Deposits ('2A3') must be greater than 0
- ✓ An investment firm cannot report covered deposits

2021 Data Reporting Form

Tab 2: Basic annual contributions (BAC) (2/2)

B. Simplified calculation methods		Explanation
2B1	Has your institution been invited by the SRB to complete the full reporting form with a view to performing an assessment pursuant to Article 10(8) of the Delegated Regulation?	An institution should answer 'Yes' to this field only when it has been invited by the SRB to complete the full data reporting form.
2B2	Does the institution qualify for the simplified lump-sum annual contribution for small institutions ?	<p>This field is automatically generated by applying the simplified lump-sum methodology in accordance with Articles 10(1-6) of Delegated Regulation and the Article 8(5) of Implementing Regulation.</p> <p>This field will be automatically set to "Yes" for institutions that answered "Yes" to field 2B1. However, the outcome of the final assessment pursuant to Article 10(8) of the Delegated Regulation will prevail over the value in field 2B2.</p> <p>If (and only if) it is decided that the risk profile of the institution is disproportionate to its small size in the final assessment, the institution's annual contribution will be calculated as if 2B2 was 'No'.</p>
2B3	Does the institution opt for the calculation of an alternative individual annual contribution amount and provide the necessary information ?	<p>If 2B2 is 'Yes', then an institution could opt to provide all the information required in the tabs 2 & 3 so that an alternative contribution is calculated in accordance with Article 5 of DR 2015/63. This contribution amount will be compared to the lump-sum so that the lower amount is applied.</p> <p>. 'Yes' for 2B3 means that the institution provides all the information required in the tabs 2 & 3 so that an alternative contribution can be calculated in accordance with Article 5 of DR. Once calculated, this contribution amount will be compared to the lump-sum so that the lower amount is applied to the institution in accordance with Article 10(7) of DR.</p> <p>. 'No' for 2B3 means that the institution does not wish the alternative individual annual contribution amount to be calculated in accordance with Article 5. No more information is required from the institution.</p> <p>. . If the institution has been invited to complete the full reporting form, with a view to perform an assessment pursuant to Article 10(8) of the Delegated Regulation (2B1 field is 'Yes'), this field shall be filled in with 'Yes' or 'No'.</p>

Some **validation Rules** (tab 6) linked to Tab 2 fields:

- ✓ If an institution qualifies for lump sum calculation (2B2='Yes') it must opt or not for an alternative calculation (2B3 ⇔ 'Not applicable')
- ✓ If the institution does not qualify for the simplified lump-sum annual contribution for small institutions (2B2 field value is 'No'), the field 2B3 shall be filled in with 'Not applicable'.

2021 Data Reporting Form

Tab 2: Basic annual contributions (BAC)

C. Adjustment of liabilities arising from derivative contracts (excluding credit derivatives)		Explanation
2C1	Liabilities arising from all derivative contracts (excluding credit derivatives) valued in accordance with the leverage ratio methodology	(1) Identification of the recognised netting agreements (except cross-product netting) under the CRR and (2) application of the leverage ratio methodology (<i>netting recognised in (1) can be applied</i>) to derivatives with negative replacement costs or market values*.
2C2	Accounting value of liabilities arising from all derivative contracts (excluding credit derivatives) booked on-balance sheet, when applicable	Identification of the "liabilities arising from derivatives" (excluding credit derivatives) in the total liabilities reported in the annual financial statements
2C3	Accounting value of liabilities arising from all derivative contracts (excluding credit derivatives) held off-balance sheet, when applicable	The fair value of derivatives held off-balance-sheet must be calculated by applying the IFRS 13 standard as applicable, or an equivalent under national accounting standards. Positive fair values amounts must be disregarded. Negative fair values, which represent liabilities arising from derivatives held off-balance sheet, must be summed then converted into one absolute amount.
2C4	Total accounting value of liabilities arising from all derivative contracts (excluding credit derivatives)	<i>(Automatically filled)</i> Calculated by summing 2C2 + 2C3
2C5	Liabilities arising from all derivative contracts (excluding credit derivatives) valued in accordance with the leverage ratio methodology after floor	<i>(Automatically filled)</i> Calculated by taking maximum value: 2C1 or 75% (i.e. floor) of 2C4 (i.e. 2C2 + 2C3)
2C6	Total liabilities after adjustment of liabilities arising from all derivative contracts (excluding credit derivatives)	<i>(Automatically filled)</i> Calculated by taking total liabilities (2A1) - reported on-balance sheet derivatives (2C2) + derivatives under leverage methodology after floor (2C5)

Some **validation Rules** (tab 6) linked to these fields:

- ✓ All fields must be filled (see details in slide 7)
- ✓ Derivative contracts (excluding credit derivatives) valued in accordance with the leverage ratio methodology ('2C1') is very likely to be > 0 if total accounting value of liabilities arising from all derivative contracts (excluding credit derivatives) ('2C4') is >0
- ✓ Format should be respected

*** DATA FREQUENCY:** According to the Delegated Regulation, the leverage ratio methodology of the CRR shall be applied on a quarterly basis for the reference year so that a yearly average of quarterly values is computed and reported in this field. If this same value is only available for one or some quarters of the reference year, the yearly average of these quarters must be reported.

2021 Data Reporting Form

Tab 2: Basic annual contributions (BAC)

C. Adjustment of liabilities arising from derivative contracts (excluding credit derivatives)

Additional illustrations

Derivative adjustments intend to ensure a harmonised treatment of derivatives in the determination of the basic annual contribution allowing for the comparability of their valuation between institutions and for a level playing field across the Banking Union.

Credit derivative contracts are not adjusted.

In order to adjust derivative liabilities in total liabilities, the following **5 steps** should be performed



- 1 Identification of the "**liabilities arising from derivatives**" -excluding credit derivatives- in the total liabilities reported in the annual financial statements

2C2

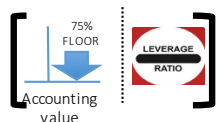


- 2 Identification of the recognised **netting agreements** (except cross-product netting) under the CRR



- 3 **Application of the leverage ratio** methodology (netting recognised in step 2 can be applied) to derivatives with negative market value*, replacing this negative value with the equivalent absolute amount.

2C1



- 4 **Application of the floor**; calculation of the floor amount (75% of accounting measure -fair value- for derivative liabilities held on- and off-balance sheet; accounting netting can be applied); the floor amount replaces the amount calculated in step 3 if it is higher.

2C3

2C4

2C5

- 5 **Adjustment of total liabilities**: Total Liabilities - Reported on-balance sheet derivatives (step 1) + Derivatives under leverage methodology after floor (steps 2 to 4)

2C6

*** DATA FREQUENCY:** According to the Delegated Regulation, the leverage ratio methodology of the CRR shall be applied on a quarterly basis for the reference year so that a yearly average of quarterly values is computed and reported in this field. If this same value is only available for one or some quarters of the reference year, the yearly average of these quarters must be reported.

2021 Data Reporting Form

Tab 2: Basic annual contributions (BAC)

C. Adjustment of liabilities arising from derivative contracts (excluding credit derivatives)

Additional illustrations

Data needed from the institution:	Legal ref.	Field ID	Example A: All derivatives are booked on-balance sheet	Example B: Some derivatives are booked on-balance sheet, others are held off-balance sheet												
	DR 2015/63 - Art. 3(22)	2A1	100	89												
	DR 2015/63 - Art. 3(22), 5(3)	2C2	<table><tr><th>Assets</th><th>Liabilities</th></tr><tr><td></td><td>Derivatives fair value = 22</td></tr><tr><td>100</td><td>100</td></tr></table>	Assets	Liabilities		Derivatives fair value = 22	100	100	<table><tr><th>Assets</th><th>Liabilities</th></tr><tr><td></td><td>Derivatives fair values = 11</td></tr><tr><td>89</td><td>89</td></tr></table>	Assets	Liabilities		Derivatives fair values = 11	89	89
Assets	Liabilities															
	Derivatives fair value = 22															
100	100															
Assets	Liabilities															
	Derivatives fair values = 11															
89	89															
	DR 2015/63 - Art. 3(22), 5(3)	2C3	0 (zero)	Negative fair values of derivatives held off-balance sheet = -11 ➔ Absolute amount = 11												
	DR 2015/63 - Art. 3(22), 5(3); CRR– Art. 274, 275, 295, 429 and 429a (as in force at the reference date)	2C1	22 + (Sum of Notional*% for all derivatives with negative current replacement cost) = 80 (CRR Art. 274) <u>OR</u> Sum of Notional*% for all derivatives with negative current replacement cost = 80 (CRR Art. 275)													
Automatic calculations in the reporting form:	DR 2015/63 - Art. 3(22), 5(3), 5(4)	2C4 2C5 2C6	<div>75% * 22 = 16.5</div> <div>Max (80 ; 16.5) = 80</div> <div>100 – 22 + 80 = 158</div>	<div>89 – 11 + 80 = 158</div>												

2021 Data Reporting Form

Tab 3: Deductions

The DR 2015/63 allows **deductions under strict conditions**.

A single transaction can only be deducted **ONCE** from total liabilities after derivative adjustments, even if it matches several of the deduction categories below.

The **deduction of qualifying derivative liabilities** in Tab 3 should take into account the adjustment made to all derivative liabilities in Section C of tab 2.

Section Category

Conditions

A	Qualifying liabilities related to clearing activities	➔	Only for CCPs and if conditions in <u>Art. 5(1)(c)</u> are met
B	Qualifying liabilities related to CSD activities	➔	Only for CSDs and if conditions in <u>Art. 5(1)(d)</u> are met
C	Qualifying liabilities that arise by virtue of holding client assets or client money	➔	Only for investment firms and if conditions in <u>Art. 5(1)(e)</u> are met
D	Qualifying liabilities that arise from promotional loans	➔	Only for institutions operating promotional loans and if conditions in <u>Art. 5(1)(f)</u> are met
E	Qualifying IPS liabilities (and assets)	➔	Only for qualifying IPS members and if conditions in <u>Art. 5(1)(b) & 5(2)</u> are met
F	Qualifying intragroup liabilities (and assets)	➔	Only for qualifying group entities and if conditions in <u>Art. 5(1)(a) & 5(2)</u> are met
G	Simplified calculation method (<i>automatically filled</i>)	➔	Signals that you need to STOP, if you are a mortgage institutions as in Art.11 DR 2015/63 or special investment firm as in point (2) of Article 4(1) of the CRR

2021 Data Reporting Form

Tab 3: Deductions (example for sections A – D)

A. Deductible amount of qualifying liabilities related to clearing activities		Explanation
2C1	Liabilities arising from all derivative contracts (excluding credit derivatives) valued in accordance with the leverage ratio methodology	(Automatically filled) Repeated from tab 2
3A1	Of which: qualifying liabilities arising from derivatives related to clearing activities	Qualifying liabilities related to clearing activities means liabilities related to clearing activities as defined in Article 2(3) of the Regulation (EU) No 648/2012, including those arising from any measures the central counterparty takes to meet margin requirements, to set up a default fund and to maintain sufficient pre-funded financial resources to cover potential losses as part of the default waterfall in accordance with the Regulation (EU) No 648/2012, as well as to invest its financial resources in accordance with Article 47 of the Regulation (EU) No 648/2012.
3A2	Of which: liabilities arising from derivatives not related to clearing activities	(Automatically filled) $2C1 - 3A1$
3A3	Derivative floor factor	(Automatically filled) $2C5$ (i.e. liabilities arising from all derivative contracts (excluding credit derivatives) valued in accordance with the leverage ratio methodology after floor) / $2C1$
3A4	Adjusted value of qualifying liabilities related to clearing activities arising from derivatives	(Automatically filled) $3A1 * 3A3 (=2C5/2C1) \rightarrow$ It allows to apply the floor taken into account on the total liabilities arising from derivatives (in the Section C of the tab '2. Basic annual contribution') on the qualifying liabilities arising from derivatives related to clearing activities, so that the deducted derivative amount is consistent with the total derivative amount in total liabilities.
3A5	Total accounting value of qualifying liabilities related to clearing activities	On-balance sheet accounting value of qualifying liabilities related to clearing activities reported in the annual financial statements
3A6	Of which: arising from derivatives	Of which arising from derivatives
3A7	Of which: not arising from derivatives	(Automatically filled) $3A5 - 3A6$
3A8	Total deductible amount of qualifying liabilities related to clearing activities	(Automatically filled) $3A7 + 3A4 \rightarrow$ It allows to take into account the adjustments made on the qualifying liabilities arising from derivatives in the total qualifying liabilities related to clearing activities.

Some validation Rules (tab 6) linked to these fields:

- ✓ All fields must be filled (see details in slide 7)
- ✓ Cross checks between characteristics in tab 1 and deductions, e.g. a credit institution that is not a CCP ('1C5') cannot deduct liabilities related to clearing activities ('3A8')
- ✓ The value of derivatives related to a specific deduction e.g. a CCP ('3A1') should not be greater than the total value of derivatives ('2C1')
- ✓ The accounting value of qualifying liabilities arising from derivatives ('3A6') should not be greater than the total amount of liabilities ('3A5')

*** DATA FREQUENCY:** According to the Delegated Regulation, the leverage ratio methodology of the CRR shall be applied on a quarterly basis for the reference year so that a yearly average of quarterly values is computed and reported in this field. If this same value is only available for one or some quarters of the reference year, the yearly average of these quarters must be reported.

2021 Data Reporting Form

Tab 3: Deductions (example for sections A – D)

Deduction of non-derivative CSD liabilities – Illustration

The CSD liabilities below meet all the conditions in **Article 5(1)(d)** of the DR 2015/63

Entity	
Assets	Liabilities (Accounting values)
	Qualifying liabilities related to custody (non-derivatives)= 25
Total Assets = 100	

Data needed from the entity for CSD deductions:

Qualifying liabilities related to CSD activities that meet all the conditions in Article 5(1)(d) of the Delegated Regulation:

- Total accounting value
 - Of which: arising from derivatives: accounting value
- Arising from derivatives related to CSD activities: leverage value

Automatic calculations in the reporting form:

Deductible amount of qualifying liabilities related to CSD activities

Values in this example

25

--

--

25

Legal ref.

DR 2015/63 - Art.
3(23), 5(1)(d)

Field ID

3B5

3B6

3B1

3B8

2021 Data Reporting Form

Tab 3: Deductions (example for sections A – D)

Deduction of CSD liabilities with derivatives – Illustration

The CSD liabilities below meet all the conditions in **Article 5(1)(d)** of the DR2015/63

Entity	
Assets	Liabilities (Accounting values)
	<div> <div>Total accounting value of derivatives = 55</div> <div> <div>LEVERAGE RATIO</div> <div>= 50</div> </div> </div>
	<div> <div>Qualifying liabilities related to custody = 25</div> <div>Of which derivatives = 10</div> <div>= 5</div> </div>
Total Assets = 100	Total Liabilities = 100

Data needed from the entity for CSD deductions:

Qualifying liabilities related to CSD activities that meet all the conditions in Article 5(1)(d) of the DR 2015/63:

- Total accounting value
 - Of which: arising from derivatives: accounting value
- Total derivatives: leverage value
 - Derivatives related to CSD activities: leverage value
- Derivative floor factor (2C5/2C1)

Values in this example

25
10
50
5
 $55/50 = 1,1$

Legal ref.

DR2015/63 - Art.
3(23), 5(1)(d)

Field ID

3B5

3B6

2C1

3B1

3B3

Automatic calculations in the reporting form:

- Adjusted value of qualifying liabilities related to CSD activities arising from derivatives
- Deductible amount of qualifying liabilities related to CSD activities

$5 \times 1,1 = 5,5$

$25 - 10 + 5,5 = 20,5$

3B4

3B8

2021 Data Reporting Form

Tab 3: Deductions (example for sections E – F)

E. Deductible amount of qualifying liabilities related to IPS		Explanation
2C1	Liabilities arising from all derivative contracts (excluding credit derivatives) valued in accordance with the leverage ratio methodology	(Automatically filled) Repeated from tab 2
3E1	Of which: qualifying IPS liabilities arising from derivatives that arise from a qualifying IPS member	'qualifying IPS liabilities' means liabilities created by a 'qualifying IPS member' through an agreement entered into with another institution which is member of the same IPS
3E2	Of which: non qualifying IPS liabilities arising from derivatives	(Automatically filled): $2C1 - 3E1$
3E3	Derivative floor factor	(Automatically filled): $2C5$ (i.e. liabilities arising from all derivative contracts (excluding credit derivatives) valued in accordance with the leverage ratio methodology after floor) / $2C1$
3E4	Adjusted value of qualifying IPS liabilities arising from derivatives that arise from a qualifying IPS member	(Automatically filled): $3E1 * 3E3 (=2C5/2C1) \rightarrow$ It allows to apply the floor taken into account on the total liabilities arising from derivatives (in the Section C of the tab '2. Basic annual contribution') on the qualifying IPS liabilities, so that the deducted derivative amount is consistent with the total derivative amount in total liabilities
3E5	Total accounting value of qualifying IPS liabilities	On-balance sheet accounting value of qualifying IPS liabilities reported in the annual financial statements
3E6	Of which: arising from derivatives	Of which arising from derivatives
3E7	Of which: not arising from derivatives	(Automatically filled): $3E5 - 3E6$
3E8	Adjusted value of total qualifying IPS liabilities	(Automatically filled): $3E7 + 3E4 \rightarrow$ It allows to take into account the adjustments made on the qualifying liabilities arising from derivatives in the total qualifying IPS liabilities
3E9	Total accounting value of qualifying IPS assets held by the qualifying IPS member	'qualifying IPS assets' means assets created by a 'qualifying IPS member' through an agreement entered into with another institution which is member of the same IPS.
3E10	Adjusted value of total qualifying IPS assets	An institution can only deduct a qualifying IPS asset amount as it is valued by the IPS member counterpart (as a liability) taking into account the derivative adjustment and the 'derivative floor factor' of the same IPS member counterpart
3E11	Total deductible amount of assets and liabilities arising from qualifying IPS liabilities	(Automatically filled): $(3E8 + 3E10) / 2 \rightarrow$ It allows qualifying IPS liabilities to be evenly deducted from the amount of total liabilities of the IPS members.

Some validation Rules (tab 6) linked to these fields:

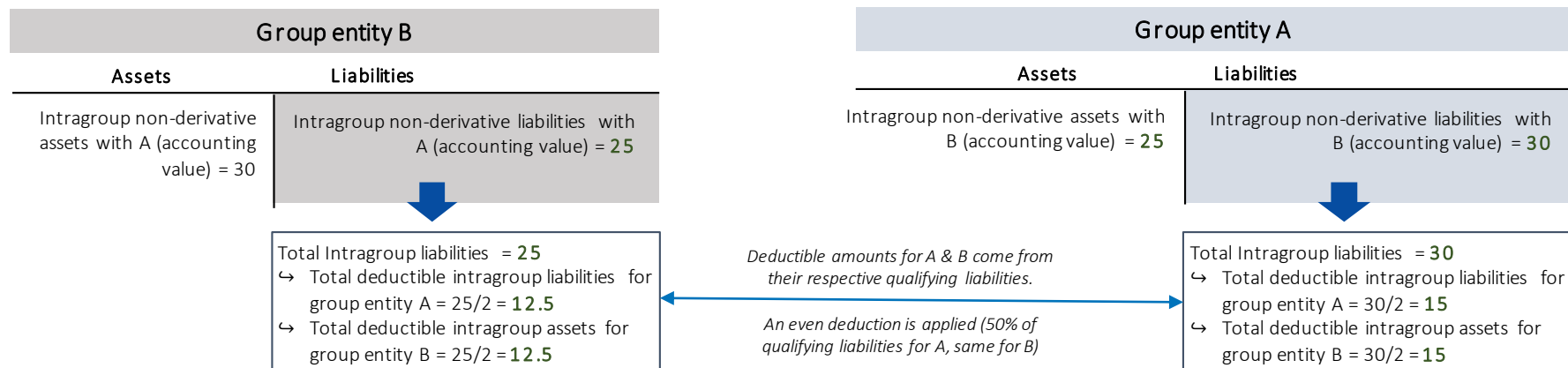
- ✓ All fields must be filled (see details in slide 7)
- ✓ Format should be respected
- ✓ Similar validation rules as referred in slide 12

2021 Data Reporting Form

Tab 3: Deductions (example for sections E – F)

Deduction of non-derivative intragroup liabilities – Illustration

The intragroup transactions below between group entities A and B meet all the conditions in **Article 5(1)(a)** of the DR 2015/63. In the example below, there is a perfect match between the accounting value of intragroup transactions booked by A and B in their respective financial statements. In case of mismatch, the liability value prevails over the asset value.



Data needed from the group entity A for its intragroup non-derivative deductions:

- Intragroup liabilities that meet all the conditions in Article 5(1)(a) of the DR 2015/63:
 - Total accounting value
- Intragroup assets that meet all the conditions in Article 5(1)(a) of the DR 2015/63:
 - Total accounting value booked by group entity A
 - Adjusted value taking into account the values and derivative adjustment made by group entity B

Automatic calculation in the reporting form:

- Deductible amount of assets and liabilities arising from qualifying intragroup liabilities for A

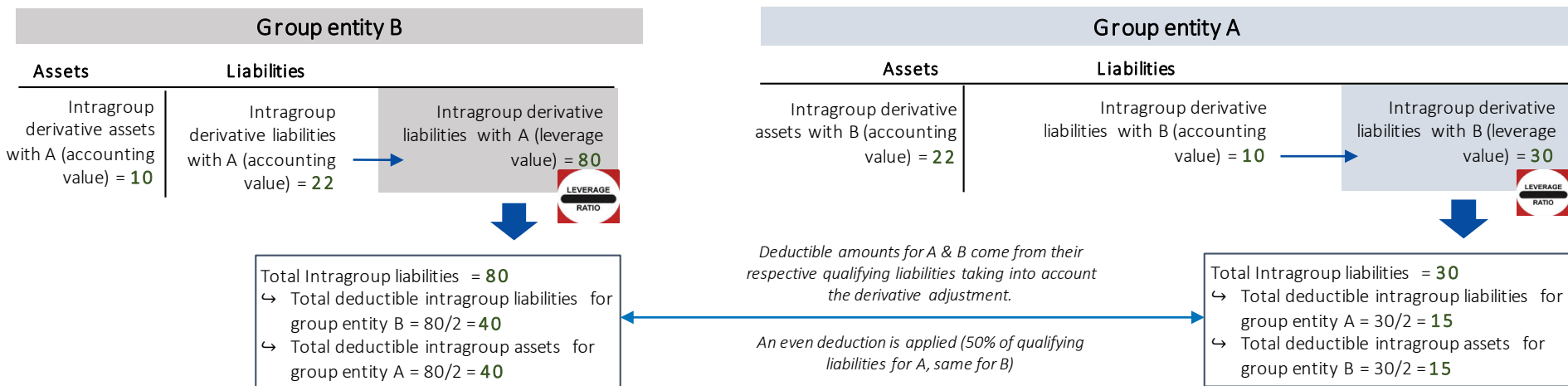
Values in this example	Legal ref.	Field ID
30	DR 2015/63 - 5(1)(a), 5(2)	3F5
25		3F9
25		3F10
$30/2 + 25/2 = 27.5$		3F11

2021 Data Reporting Form

Tab 3: Deductions (example for sections E – F)

Deduction of derivative intragroup liabilities – Illustration

The intragroup transactions below between group entities A and B meet all the conditions in **Article 5(1)(a)** of the DR 2015/63. In the example below, all the intragroup transactions between A and B are derivatives.



Data needed from the group entity A for its intragroup derivative deductions:

- Intragroup liabilities that meet all the conditions in Article 5(1)(a) of the DR 2015/63:
 - Total accounting value
 - Of which: arising from derivatives: accounting value
 - Arising from derivatives: leverage value
- Intragroup assets that meet all the conditions in Article 5(1)(a) of the DR 2015/63:
 - Total accounting value booked by group entity A
 - Adjusted value taking into account the values and derivative adjustment made by group entity B

Automatic calculations in the reporting form:

- Deductible amount of assets and liabilities arising from qualifying intragroup liabilities for A

Values in this example

10

10

30

22

80

$80/2 + 30/2 = 55$

Legal ref.

DR 2015/63 - Art. 3(22), 5(1)(a), 5(2)

CRR – Art. 274, 275, 295, 429 and 429a (as in force at the reference date)

Field ID

3F5

3F6

3F1

3F9

3F10

3F11

2021 Data Reporting Form

Tab 4: Risk adjustment

The DR 2015/63 sets out the risk indicators and how they should be treated in the calculation of ex-ante contributions.

Tab 4 Collects data regarding the risk profile in order to apply the risk adjustment:

Risk Pillars and Indicators intended for calculation of 2021 ex-ante contributions:

Risk Pillar		Risk Indicators
I	Risk Exposure	MREL
		Leverage Ratio
		Common Equity Tier 1 Capital Ratio
		Total Risk Exposure divided by Total Assets
II	Stability and variety of sources of funding	Net Stable Funding Ratio;
		LCR
III	Importance of an institution to the stability of the financial system or economy;	Share of interbank loans and deposits in the European Union
IV	Additional risk indicators determined by the SRB	Trading activities, off-balance sheet exposures, derivatives, complexity and resolvability;
		Membership in an Institutional Protection Scheme
		Extent of previous extraordinary public financial support

2021 Data Reporting Form

Tab 4: Risk adjustment

Article 8.2-3 of the DR 2015/63 foresees the situation where a waiver was granted to the institution under the CRR rules. This waiver shall be granted by the competent authority in circumstances defined in CRR. The score obtained should be attributed to each entity which is part of the (sub)group.

Has the competent authority granted a waiver to the institution from the application of CRR requirements on an individual basis?

Consequences

No	→	<ul style="list-style-type: none">Information in tab 4 to be reported at individual legal entity level
Yes, for the leverage ratio	→	<ul style="list-style-type: none">Leverage ratio risk indicator (4A7 field in section A.ii) may be reported at the lowest sub-consolidated level. If the latter does not apply, at consolidated level.
Yes, for own funds requirements	→	<ul style="list-style-type: none">Risk indicators in sections A.iii, A.iv, D.i, D.ii and D.iii may be reported at the lowest sub-consolidated level. If the latter does not apply, at consolidated levelAlways the same reporting level (sub-consolidated or consolidated) must be applied in sections A.iii, A.iv, D.i, D.ii and D.iii
Yes, for LCR	→	<ul style="list-style-type: none">Liquidity indicators (LCR in 4B6 in section B.ii) shall be reported at the lowest sub-consolidated level. If the latter does not apply, at consolidated level.
Yes, for interbank loans and deposits	→	<ul style="list-style-type: none">Interbank loans and deposits (4C6 and 4C7 in section C) may be reported at the lowest sub-consolidated level. If the latter does not apply, at consolidated level.

2021 Data Reporting Form

Tab 4: Risk adjustment (Section A. 'Risk exposure' pillar)

A.ii) Leverage ratio		Explanation
4A1	Has the competent authority granted a waiver from the application of the Leverage ratio risk indicator to the institution at individual level?	→ If 'No', the reporting level of the Leverage ratio risk indicator should be individual ('4A2')
4A2	Reporting level of the Leverage ratio risk indicator	
4A3	Name of the parent	
4A4	LEI code of the parent	
4A6	LEI code of the institutions which are part of the (sub-)consolidation	
4A7	Leverage ratio, at the reporting level selected in Field ID 4A2	EU COREP, Annex X, Template n.47, code C47.00, column 010, row 340 (transitional definition)
A.iii) Common Equity Tier 1 Capital Ratio (CET1 ratio)		Explanation
4A8	Has the competent authority granted a waiver from the application of the CET1 ratio risk indicator to the institution at individual level?	→ If 'No', the reporting level of the CET1 ratio risk indicator should be individual ('4A9')
4A9	Reporting level of the CET1 ratio risk indicator	
4A10	Name of the parent	
4A11	LEI code of the parent	
4A13	LEI code of the institutions which are part of the (sub-)consolidation	
4A14	CET1 capital, at the reporting level selected in Field ID 4A9	EU COREP, Annex I, Template n. 1, code C 01.00, ID 1.1.1, row 020
4A15	Total Risk Exposure, at the reporting level selected in Field ID 4A9	EU COREP, Annex I, Template n. 2, code C 02.00, ID 1, row 010
4A16	CET1 ratio, at the reporting level selected in Field ID 4A9	(Automatically filled) 4A14 / 4A15 → It should be equal to EU COREP, Annex I, Template n. 3, code C 03.00, ID 1, row 010
A.iv) Total Risk Exposure divided by Total Assets (TRE/TA)		Explanation
4A17	Total assets, at the reporting level selected in Field ID 4A9	→ If the reporting level in 4A9 is 'Individual', the value for 4A17 must equal the value for 2A1 (total liabilities equals total assets equals total balance sheet)
4A18	TRE/TA, at the reporting level selected in Field ID 4A9	(Automatically filled) 4A15 / 4A17

Some validation Rules (tab 6) linked to these fields:

- ✓ All fields must be filled (see details in slide 7)
- ✓ Format should be respected, e.g. leverage ratio ('4A7') should be reported as a number > 0 with four decimals
- ✓ Level of reporting ('4A2') and ('4A9') should be consistent with the grant of a waiver ('4A1')
- ✓ If field '4A9' is 'individual', then total assets in field '4A17' must be equal to total liabilities in field '2A1'

2021 Data Reporting Form

Tab 4: Risk adjustment (Section B. 'Stability and variety of sources of funding' pillar)

B.ii) Liquidity Coverage Ratio (LCR)		Explanation
4B1	Has the competent authority granted a waiver from the application of the LCR risk indicator to the institution at individual level?	→ If 'No', the reporting level of the LCR indicator should be individual ('4B2')
4B2	Reporting level of the LCR risk indicator	
4B3	Name of the parent	
4B4	LEI code of the parent	
4B5	LEI code of the institutions which are part of the (sub-)consolidation	
4B6	LCR, at the reporting level selected in Field ID 4B2	EU COREP, Annex XXIV, Template n.76, code C 76.00, ID 3 column 010, row 30

C. 'Importance of an institution to the stability of the financial system or economy' pillar		Explanation
4C1	Has the competent authority granted a waiver from the reporting requirement to the institution at individual level?	→ If 'No', the reporting level of the risk indicator should be individual ('4C2')
4C2	Reporting level of the risk indicator	
4C3	Name of the parent	
4C4	LEI code of the parent	
4C5	LEI code of the institutions which are part of the (sub-)consolidation	
4C6	Total amount of interbank loans at the reporting level selected in Field ID 4C2	EU COREP, Annex III/IV, Template n.4.1, code F04.01, column 010, row 150+160; Annex III/IV, Template n.4.2.1, code F04.02.1, column 010, row 140+150; Annex III/IV, Template n.4.2.2, code F04.02.2, column 010, row 150+160; Annex III/IV, Template n.4.3.1, code F04.03.1, column 010, row 140+150; Annex III/IV, Template n.4.4.1, code F04.04.1, column 010, row 100+110; Annex IV, Template n.4.6, code F04.06, column 010, row 150+160; Annex IV, Template n.4.7 code F04.07, column 010, row 150+160; Annex IV, Template n.4.8, code F04.08, column 010+035, row 150+160; Annex IV, Template n.4.9, code F04.09, column 050, row 100+110; Annex IV, Template n.4.10, code F04.10, column 010, row 150+160
4C7	Total amount of interbank deposits at the reporting level selected in Field ID 4C2	EU COREP, Annex III/IV, Template n.8.1, code F08.01, column 010+020+030+034+035, row 160+210
4C8	Total of reported interbank loans and deposits at the reporting level selected in Field ID 4C2 (automatic - not to fill in)	(Automatically filled) 4C6+4C7

Some validation Rules (tab 6) linked to these fields:

- ✓ All fields must be filled (see details in slide 7)
- ✓ Level of reporting should be consistent with the grant of a waiver
- ✓ When the reporting level is not individual, then the LEI code of the parent should be filled in with 20 alphanumeric characters
- ✓ If field '4C2' is 'Individual', then total amount of interbank deposits ('4C6') must be less than total liabilities of institution ('2A1')

2021 Data Reporting Form

Tab 4: Risk adjustment

D. 'Additional risk indicators to be determined by the resolution authority' pillar		Explanation
4D1	Risk exposure amount for market risk on traded debt instruments and equity, at the reporting level selected in Field ID 4A9	EU COREP, Annex I, Template n. 2, code C 02.00, ID a) SA: 1.3.1.1+1.3.1.2+1.3.1.3 + b) IM: 1.3.2 (exclusion of Foreign Exchange & Commodities to perform), column 010, Row a) SA 540+550+555 + b)IM 580 (exclusion of Foreign Exchange & Commodities to be performed)
4D2	a) Divided by Total Risk Exposure	(Automatically filled) 4D1 / 4A15
4D3	b) Divided by CET1 Capital	(Automatically filled) 4D1 / 4A14
4D4	c) Divided by Total Assets	(Automatically filled) 4D1 / 4A17
4D5	Total off-balance sheet nominal amount, at the reporting level selected in Field ID 4A9	EU COREP, Annex X, Template n. 40, code C 40.00, column 070, rows 100 + 140 + 150 + 160
4D6	a) Divided by Total Risk Exposure	(Automatically filled) 4D5 / 4A15
4D7	b) Divided by CET1 Capital	(Automatically filled) 4D5 / 4A14
4D8	c) Divided by Total Assets	(Automatically filled) 4D5 / 4A17
4D9	Total derivative exposure, at the reporting level selected in Field ID 4A9	EU COREP, Annex X, Template n. 47, code C 47.00, column 010, row 060 + 070 + 080 + 090 + 100 + 110 + 120 + 130 + 140
4D10	Of which: derivatives cleared through a central counterparty (CCP), at the reporting level selected in Field ID 4A9	Of which derivatives cleared through a CCP
4D11	a) Divided by Total Risk Exposure	(Automatically filled) (4D9-4D10*50%) / 4A15
4D12	b) Divided by CET1 Capital	(Automatically filled) (4D9-4D10*50%) / 4A14
4D13	c) Divided by Total Assets	(Automatically filled) (4D9-4D10*50%) / 4A17
1C3	Is the institution member of an 'Institutional Protection Scheme' (IPS)?	(Automatically filled) Repeated from tab 1
1C4	Has the competent authority granted the permission referred to in Article 113(7) of the CRR?	(Automatically filled) Repeated from tab 1
4D14	Name of the IPS	
4D17	Does the institution meet the three conditions specified for this field (see definitions & guidance) at the reference date?	Conditions for 'Yes' in this field: 1. The institution is part of a group that has been put under restructuring after receiving any State or equivalent funds such as from a resolution financing arrangement; 2. The institution is part of a group that is still within the restructuring or winding down or liquidation period; 3. The institution is part of a group that is not in the last 2 years of implementation of the restructuring plan.
4D18	Name of the EU parent	
4D19	LEI code of the EU parent	

Some validation Rules (tab 6) linked to these fields:

- ✓ All fields must be filled (see details in slide 7)
- ✓ Total derivatives exposure ('4D9') must be equal to or greater than derivatives cleared through a CCP ('4D10')
- ✓ In case the institution is part of a group, the LEI code of the EU parent ('4D19') should be filled in with 20 alphanumeric characters



**Single
Resolution Board**

THANK YOU